



District Report Card: 2017


State: Bihar	District: Begusarai
Class: 3	Subject: Mathematics
Schools: 61	Students: 1464


Participation/Coverage


Students

<div>GENDER</div> <div></div>	Boys				Girls			
	Number		%		Number		%	
	673		45.97		791		54.03	

<div>AREA</div> <div></div>	Rural				Urban			
	Number		%		Number		%	
	1232		84.15		232		15.85	

<div>CATEGORY</div> <div></div>	SC		ST		OBC		GEN	
	Number	%	Number	%	Number	%	Number	%
	358	24.45	0	0.00	997	68.10	109	7.45

<div>CWSN</div> <div></div>	LD	VI	HI	S&LD	ID	Oth
	2	10	2	4	3	1

<div>Management</div> <div></div>	Government			Government-aided		
	Number		%	Number		%
	1464		100.00	0		0.00

Average Performance of Students in Mathematics (%)

Overall	Gender		Area		Management		Social Group			
	Male	Female	Rural	Urban	Govt.	Aided	SC	ST	OBC	GEN
64.20	64.62	63.85	62.88	71.24	64.20	0.00	61.34	0.00	64.97	66.54

Performance on Learning Outcomes (LOs)

Learning Outcomes	Description	Average Performance(%)
M301	Reads and writes numbers up to 999 using place value	58.65
M302	Compares numbers up to 999 based on their place values	77.32
M303	Solves simple daily life problems using addition and subtraction of three digit numbers with and without regrouping	63.42
M304	Constructs and uses the multiplication facts (up till 10) in daily life situations	65.64
M305	Analyses and applies an appropriate number operation in the situation/ context	61.68
M306	Explains the meaning of division facts by equal grouping/sharing and finds it by repeated subtraction	62.98
M309	Identifies and makes 2D-shapes by paper folding, paper cutting on the dot grid, using straight lines etc.	76.23
M311	Fills a given region leaving no gaps using a tile of a given shape	45.84
M312	Estimates and measures length and distance using standard units like centimeters or meters & identifies relationships	40.59
M317	Reads the time correctly to the hour using a clock/watch	72.47
M318	Extends patterns in simple shapes and numbers	54.27
M319	Records data using tally marks, represents pictorially and draws conclusions	73.98

Range of Performance of Students who Answered Correctly							
Below 30%		30% - 50%		50% - 75%		Above 75%	
Number	%	Number	%	Number	%	Number	%
158	10.79	220	15.03	545	37.23	541	36.95

Lowest Performing Learning Outcomes (LOs)

- 1 - Estimates and measures length and distance using standard units like centimeters or meters & identifies relationships (40.59)
- 2 - Fills a given region leaving no gaps using a tile of a given shape (45.84)
- 3 - Extends patterns in simple shapes and numbers (54.27)
- 4 - Reads and writes numbers up to 999 using place value (58.65)
- 5 - Analyses and applies an appropriate number operation in the situation/ context (61.68)